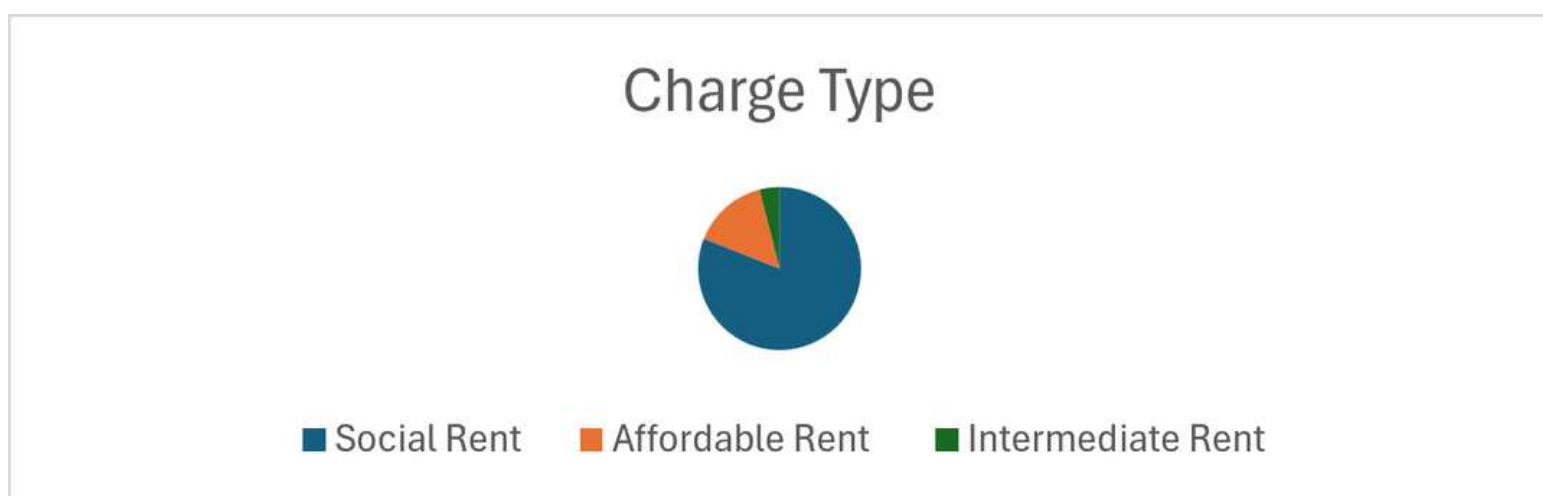
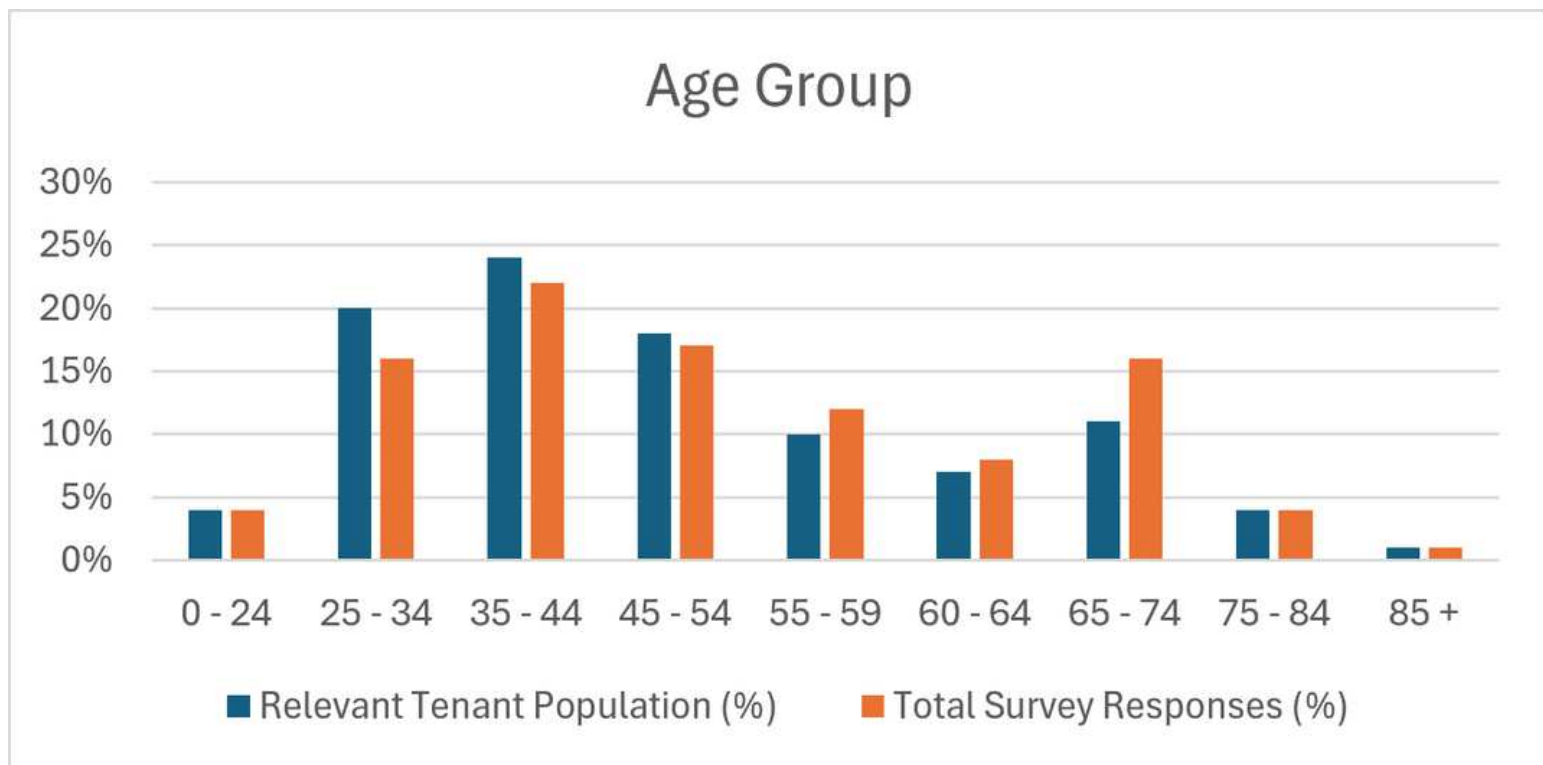
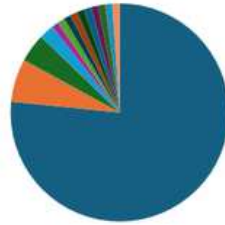


## 2025/26 Tenant Satisfaction Measures (TSMs) Respondent Representation Analysis

These charts show how the tenants who took part in the 2025/26 TSMs survey were representative against all tenants. This helps us see how well the survey responses reflect our tenant population.



## Location



■ Bentilee

■ Meir

■ Longton

■ Sneyd Green

■ Sandyford

■ Normacot Grange Road

■ Bucknall

■ Blurton

■ Wolstanton

■ Berryhill

■ Hanley

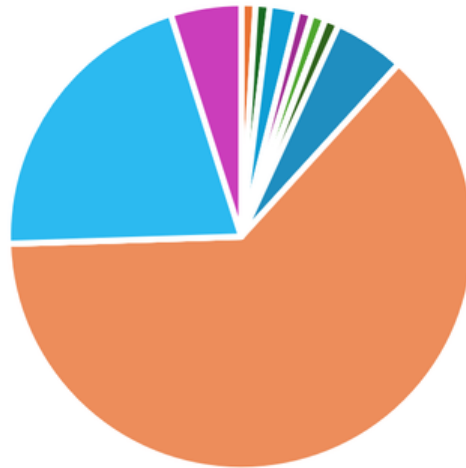
■ Abbey Hulton

■ Shelton

■ Leek

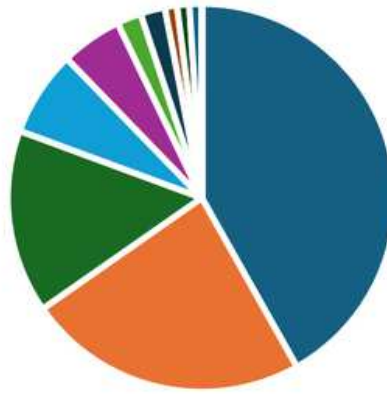
■ Chesterton

## Ethnicity



- Asian or Asian British: Indian
- Asian or Asian British: Other
- Asian or Asian British: Pakistani
- Black, Black British, Caribbean or African: African
- Black, Black British, Caribbean or African: Caribbean
- Black, Black British, Caribbean or African: Other
- Don't know
- Mixed or Multiple Ethnic Groups: Any other Mixed or Multiple Background
- Mixed or Multiple Ethnic Groups: White and Asian
- Mixed or Multiple Ethnic Groups: White and Black African

## Nationality



- |                                |                     |
|--------------------------------|---------------------|
| ■ UK national resident in UK   | ■ British           |
| ■ Polish                       | ■ Refused           |
| ■ Unknown                      | ■ Hungary           |
| ■ Slovakia                     | ■ Any other country |
| ■ Other EU Economic Area (EEA) | ■ Romania           |
| ■ Lithuania                    | ■ Italian           |
| ■ Czech                        | ■ French            |
| ■ Latvia                       | ■ Pakistani         |
| ■ Bulgaria                     | ■ Greek             |

### Tenancy Type (%)



- Assured
- Assured 5 year Fixed Term
- Assured Shorthold (Periodic)
- Assured Shorthold (Rent to Buy)
- Monthly Assured Shorthold 5 Year Tenancy
- Protected
- Supported

### Tenancy Length

